

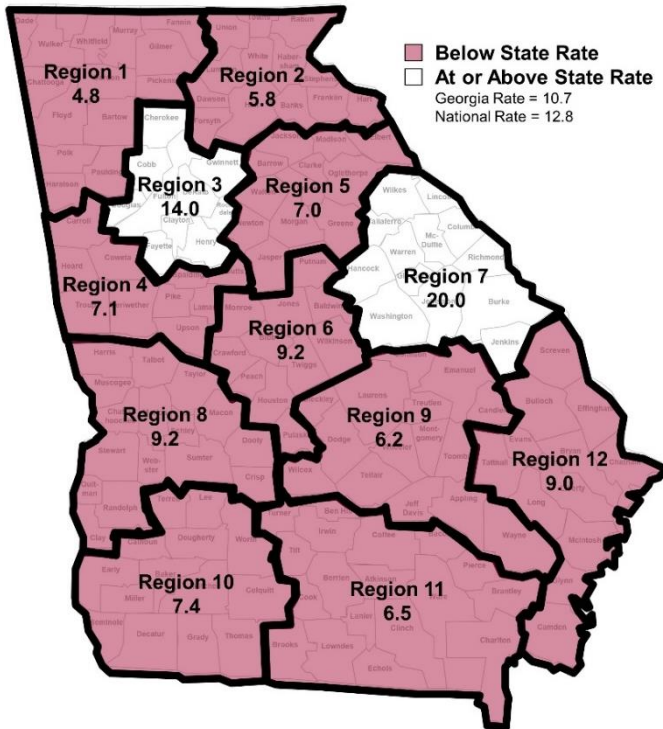


Trends in Anesthesiology Physicians, 2000-2020

Specialty Fact Sheet • Georgia Board of Health Care Workforce • Fall 2022

SUPPLY AND DISTRIBUTION OF ANESTHESIOLOGY PHYSICIANS

Anesthesiology Physician Distribution, 2020 Secondary Care Service Areas*

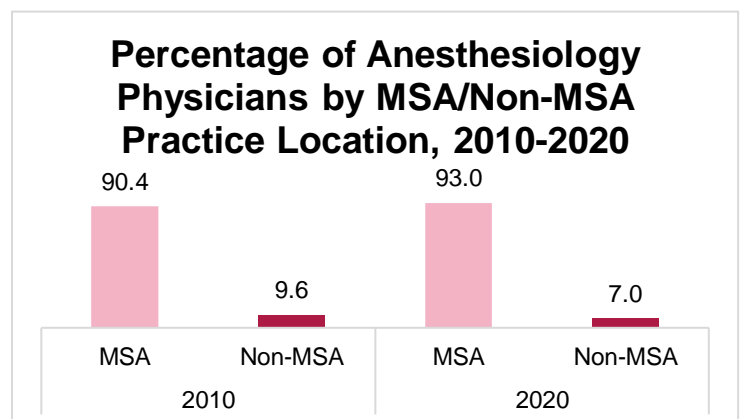


- Ten of the twelve Secondary Care Service Areas are below the state rate for anesthesiologists per 100,000 people.
- The same two SCSAs reported in 2010 to be above the state rate (those around Atlanta and Augusta) remain above the state rate in 2020.
- Georgia's rate of 10.7 anesthesiologists per 100,000 people is below the national rate of 12.8, though Georgia's rate has increased since 2010, when the rate was 9.1.
- The number of anesthesiology physicians in Georgia has increased 46.5% from 783 in 2000 to 1,147 in 2020.
- The percentage of anesthesiology physicians who are board certified has increased from 71.6% in 2000 to 93.8% in 2020.

*State Service Delivery Regions; Effective July 1, 1998, the State Legislature voted to provide regional boundaries for the purpose of consistency in planning and service delivery from State Agencies.

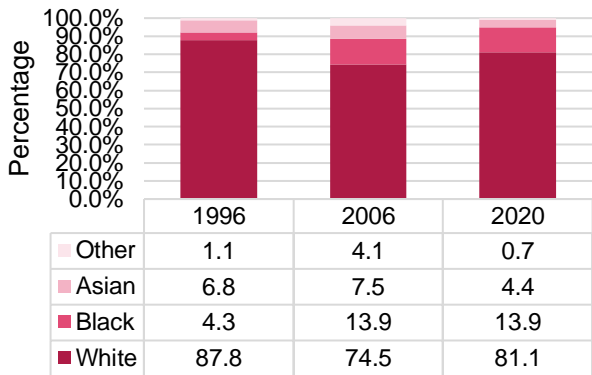
MSA vs. Non-MSA DISTRIBUTION OF ANESTHESIOLOGY PHYSICIANS

The percentage of anesthesiology physicians practicing in Non-MSAs (Metropolitan Statistical Areas) continues to decline. GBHCW reported that 9.6% of anesthesiology physicians practiced in Non-MSAs in 2010, which compares to 7.0% in 2020.

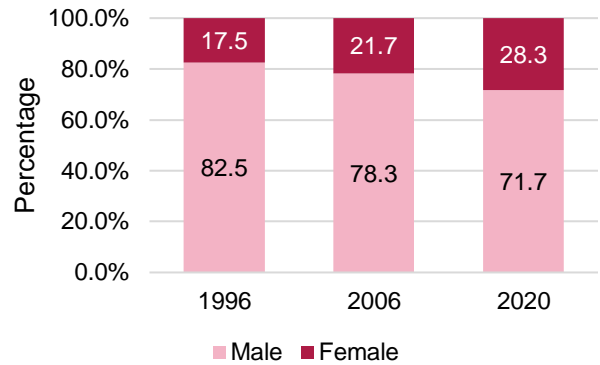


DEMOGRAPHICS

Anesthesiology Physicians by Race 1996-2020



Anesthesiology Physicians by Gender 1996-2020

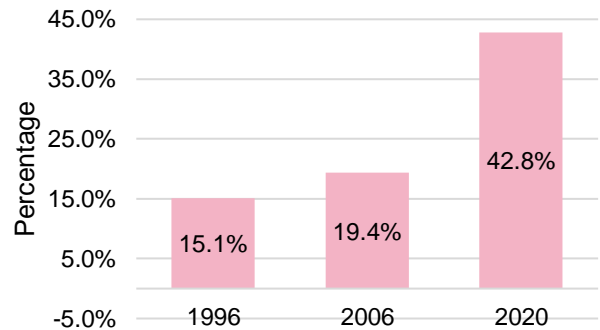


The percentage of anesthesiology physicians who identify as female has increased over the past two decades, from 17.5% in 1996 to 28.3% in 2020.

The percentage of anesthesiology physicians who identify as non-white has increased since 1996. In particular, the percentage of anesthesiology physicians who identify as black has increased from 4.3% in 1996 to 13.9% in 2006 and 2020.

The percentage of anesthesiology physicians in Georgia who are 55 years or older has increased over the past two decades, from 15.1% in 1996 to 42.8% in 2020.

Percentage of Anesthesiology Physicians Aged 55 and Older 1996-2020



TRENDS IN THE NUMBER AND RATE OF ANESTHESIOLOGY PHYSICIANS

The number of anesthesiology physicians practicing in Georgia has increased from 783 in 2000 to 1,147 in 2020. When compared to the changes in the population during the same years, the rate of anesthesiology physicians per 100,000 people has also increased slightly, from 9.6 in 2000 to 10.7 in 2020.

Total Anesthesiology Physicians & Rate per 100,000 2000-2020

