



# Georgia Board of Health Care Workforce

---

## Medical School Graduates in Georgia

The Georgia Board of Health Care Workforce (GBHCW) conducts an annual survey of graduating medical students from each of Georgia's medical schools. The purpose of this survey is to inform policy makers, medical school administrators, graduate medical education (GME) administrators, and other government and non-government agencies about the medical school pipeline.

The 2023 survey delves into specialty choice, residency choice and retention rates, all of which are highlighted in this fact sheet.

---

## Medical Schools

---

Survey data was collected from each of Georgia's five medical schools

- Emory University School of Medicine
- Medical College of Georgia at Augusta University (MCG)
- Mercer University School of Medicine
- Morehouse School of Medicine
- Philadelphia College of Osteopathic Medicine- Georgia (PCOM-GA)



## Important Facts

---

- 64.6% of respondents intend to practice in a primary care / core specialty after residency.
- More people identifying as male than female completed the MSG survey; 50.6% of survey completers are male.
- 50.2% of respondents listed a Georgia residency program among their top three choices during the Match. This is higher than 2022.

---

## Demographics

---

- More survey respondents identified as male than female; 50.6%. The medical school with the highest percentage of female respondents is Emory (71.4%), while the medical school with the lowest percentage of female respondents is Mercer (17.2%).
- The average age of all respondents is 27.8 years old. The youngest respondent is 23 years old, while the oldest respondent was 44. PCOM-GA has the oldest average age of respondents at 28.7 years old, compared to MCG whose average age of respondents is 27.0 years old.
- In 2023, 53.3 % of respondents identified as white. This is slightly lower than last year's percentage of 54.5%.
- 46.7% of respondents identified as a non-white race/ethnicity. 21.8% identified as Black/African American; 16.9% Asian/Pacific Islander; 3.4% multirace; and 2.6% other. Morehouse school of Medicine has the highest percentage of respondents identifying as non-white (84.4%).
- 9.1% of respondents identify as Hispanic. Emory has the highest percentage of respondents (14.3%) identifying as Hispanic.

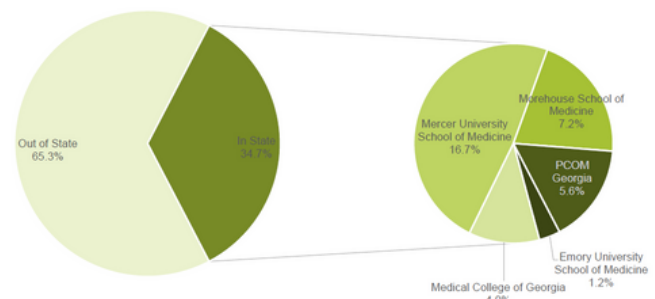
---

## Choice of and Match to Georgia Residency Programs

---

- In 2023, 50.2% of respondents listed a Georgia residency program among their top three choices during the Match.
- Respondents from PCOM-GA are those least likely to have a Georgia GME program among their top three choices during the Match (42.2%)
- Respondents from Medical College of Georgia are most likely to list a Georgia GME program in their top three choices (60.4%) during the Match.
- 33.0% of respondents that reported that they have a Georgia GME program among their top three choices in the Match listed two or three GME programs located in Georgia.
- The three most popular GME programs, as ranked by respondents, are :
  - Houston Medical Center with 42 selections
  - Phoebe Putney Memorial Hospital with 18 selections
  - Memorial Health University Medical Center with 14 selections

Location of GME Match & Breakdown of In-State Matched Students by Medical School



---

## Specialty

---

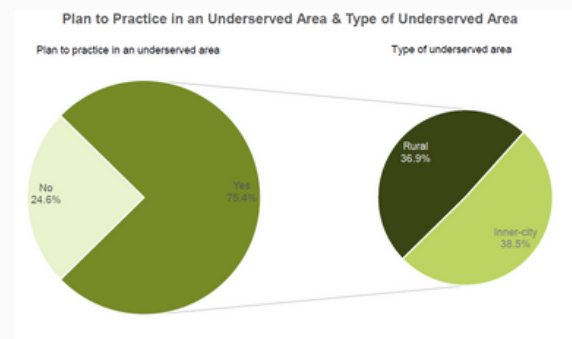
- 64.6% of respondents intend to practice in a primary care / core specialty after residency.
- Mercer University's respondents were most likely to state they intend to practice in a primary care / core specialty at 70.0%.
- Medical College of Georgia's respondents were least likely to plan to pursue primary care / core specialty at 55.3%.

---

## Intended Practice Location After Residency

---

- 75.6% of respondents intend to practice in an underserved area. The school with the highest rate of respondents planning to practice in an underserved area is Morehouse School of Medicine (91.5%); the school with the lowest percentage is Medical College of Georgia (54.5%).
- Of those intending to establish their practice in an underserved region, 38.5% aim to operate within an inner-city community while the remaining 36.9% of respondents, intend to establish their practice in a rural community.
- 136 respondents indicated that Georgia is likely the state for their practice after residency. Among them, 60.2% identified Atlanta as the probable city.
- 134 respondents (50.0%) plan to practice in primary care / core specialty in an underserved area in Georgia.

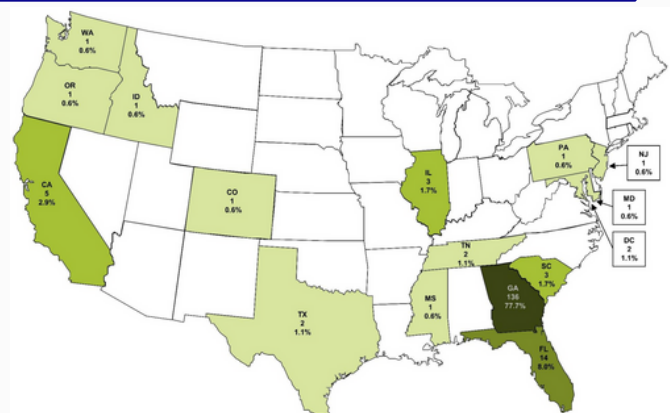


---

## Top Five Reasons for Leaving Georgia for Residency

---

1. Preferred a highly reputable program outside of state in specialty area (39.8%)
2. Personal familial considerations (15.5%)
3. Quality of Georgia residency programs (15.2%)
4. Desire to stay in Georgia, but did not match to Georgia program (14.8%)
5. Higher resident salary (5.3%)



**In 2023, respondents reported other states they plan to practice following residency**

---

For more information or questions contact us at (404) 232-7972