

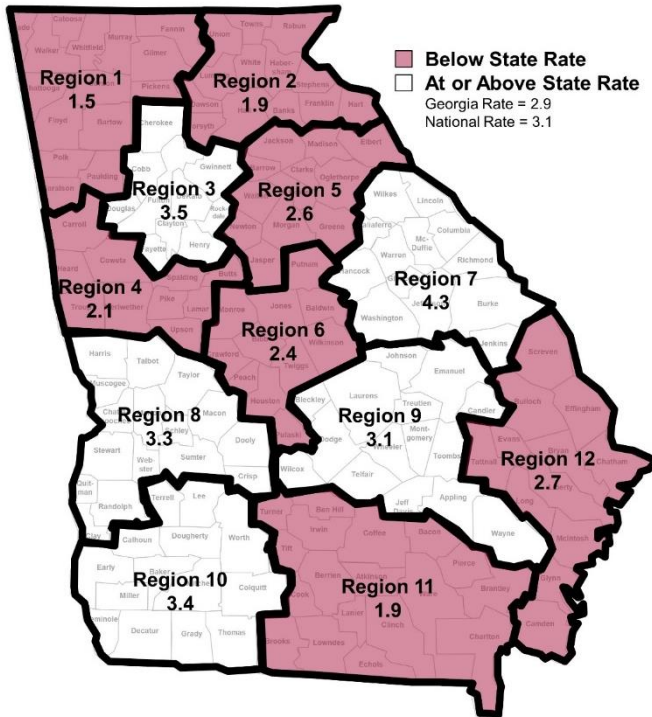


Trends in Urology Physicians, 2000-2020

Specialty Fact Sheet • Georgia Board of Health Care Workforce • Fall 2022

SUPPLY AND DISTRIBUTION OF UROLOGY PHYSICIANS

Urology Physician Distribution, 2020 Secondary Care Service Areas*

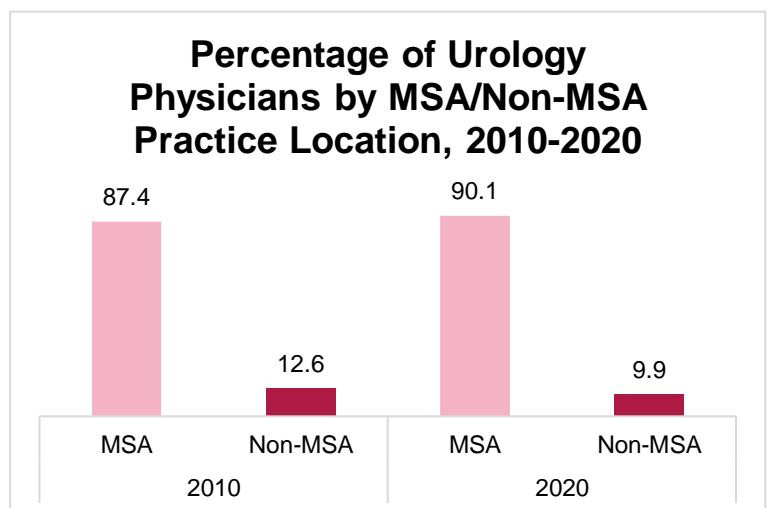


- Seven of the twelve Secondary Care Service Areas are below the state rate for urology physicians per 100,000 people.
- Six of the SCSAs reported in 2010 to be below the state rate remain below the state rate in 2020 (Regions 1, 2, 4, 5, 6, and 11). During the same time period, Region 12 has fallen below the state rate.
- Georgia's rate of 2.9 urology physicians per 100,000 people is below the national rate of 3.1. Georgia's state rate has decreased since 2010, when the rate was 3.0.
- The number of urology physicians in Georgia has increased 26.1% from 249 in 2000 to 314 in 2020.
- The percentage of urology physicians who are board certified has increased from 83.7% in 2000 to 85.9% in 2020.

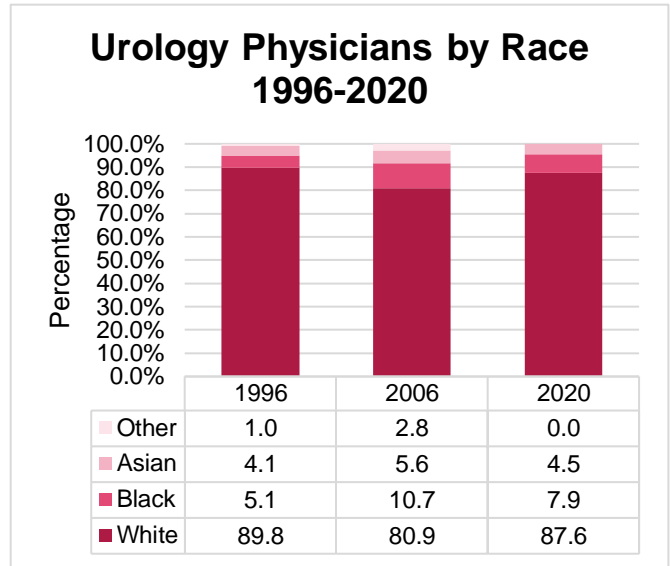
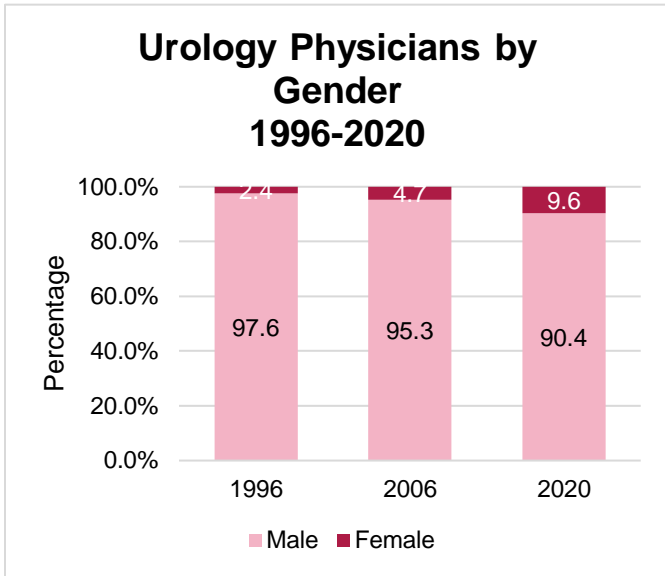
*State Service Delivery Regions; Effective July 1, 1998, the State Legislature voted to provide regional boundaries for the purpose of consistency in planning and service delivery from State Agencies.

MSA vs. Non-MSA DISTRIBUTION OF UROLOGY PHYSICIANS

The percentage of urology physicians practicing in Non-MSAs (Metropolitan Statistical Areas) has decreased since 2010. GBHCW reported that 12.6% of urology physicians practiced in Non-MSAs in 2010, which compares to 9.9% in 2020.



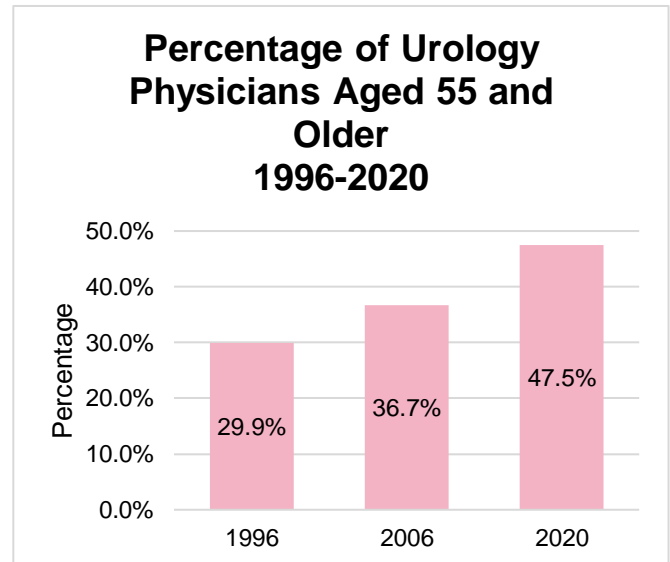
DEMOGRAPHICS



The percentage of urology physicians who identify as female has increased over the past two decades, from 2.4% in 1996 to 9.6% in 2020.

The percentage of urology physicians who identify as non-white has varied since 1996. In particular, 10.2% of urology physicians identified as non-white in 1996, which increased to 19.1% in 2006. However, the percent non-white urology physicians fell to 12.4% in 2020.

The percentage of urology physicians in Georgia who are 55 years or older has increased over the past two decades, from 29.9% in 1996 to 47.5% in 2020.



TRENDS IN THE NUMBER AND RATE OF UROLOGY PHYSICIANS

The number of urology physicians practicing in Georgia has increased from 249 in 2000 to 314 in 2020. When compared to the changes in the population during the same years, the rate of urology physicians per 100,000 people has decreased from 3.0 in 2000 to 2.9 in 2020.

