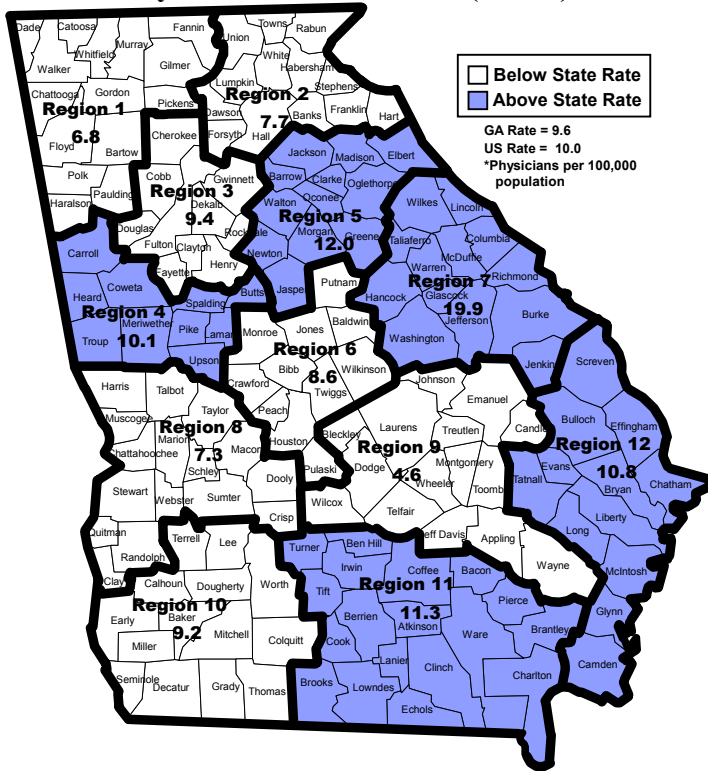




## TRENDS IN EMERGENCY MEDICINE PHYSICIANS 1996-2006 SPECIALTY FACT SHEET SERIES SPRING 2009 (No. 1 of 12) GEORGIA BOARD FOR PHYSICIAN WORKFORCE

### SUPPLY AND DISTRIBUTION OF EMERGENCY MEDICINE PHYSICIANS

#### Emergency Medicine Physician Distribution – 2006 Secondary Care Service Areas\* (SCSA)



\*State Service Delivery Regions; Effective July 1, 1998, the State Legislature voted to provide regional boundaries for the purpose of consistency in planning and service delivery from State Agencies.

- There was an increase in physicians becoming board certified between 1996 and 2006.
  - 1996: 66.2% of emergency medicine physicians were board certified compared to 73.4% of total physicians.
  - 2006: 75.8% of emergency medicine physicians were board certified compared to 83.2% of total physicians.
- Seven of the twelve SCSAs are below the state and U.S. rate for emergency medicine physicians.
- The rate for SCSA Region 7, which includes Augusta, is more than twice the state rate.
- Emergency medicine physicians have grown by 55% between 1996 and 2006.
- Of all the emergency medicine physicians:
  - 1996: 5.1% were residents
  - 2006: 1.3% were residents
- Of all the residents:
  - 1996: 3.8% were in emergency medicine
  - 2006: 3.1% were in emergency medicine

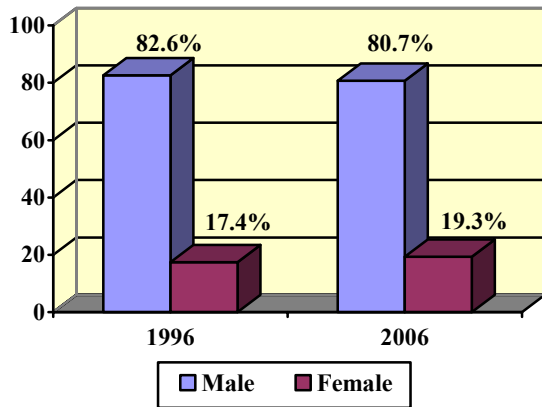
### MSA VERSUS NON-MSA DISTRIBUTION OF EMERGENCY MEDICINE PHYSICIANS

Emergency medicine physicians have always been concentrated in Metropolitan Statistical Areas (MSAs). However, there has been a decline of emergency medicine physicians practicing in Non-Metropolitan Statistical Areas (Non-MSA's). From 2004 to 2006, there was a 7.1% decrease in the percentage of emergency medicine physicians practicing in Non-MSA designated areas.

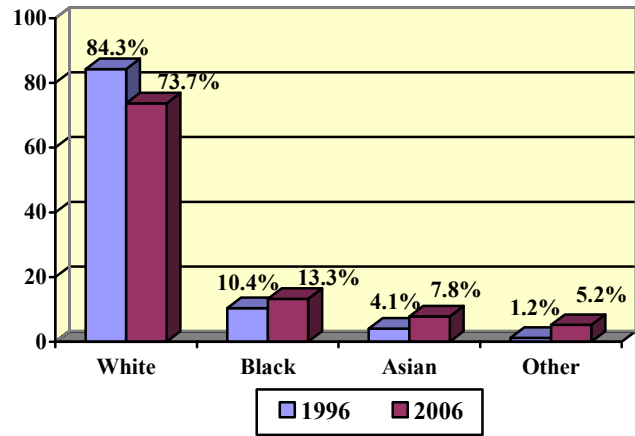
EMERGENCY MEDICINE PHYSICIANS BY YEAR: GEORGIA MSA/NON-MSA		
DESIGNATION	2004	2006
MSA	76.6%	83.7%
NON-MSA	23.4%	16.3%

## DEMOGRAPHICS

**Emergency Medicine Physicians  
By Gender**

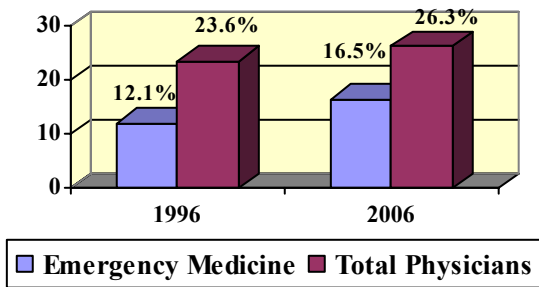


**Emergency Medicine Physicians  
By Race**



Since 1996, there has been a slight increase in the number of female emergency medicine physicians practicing in Georgia. Additionally, the percentage of minority physicians has increased, while the percentage of white emergency medicine physicians has decreased by 10.6% since 1996.

**Percentage of Emergency Medicine Physicians  
and Total Physicians Age 55 and Older  
1996 and 2006**

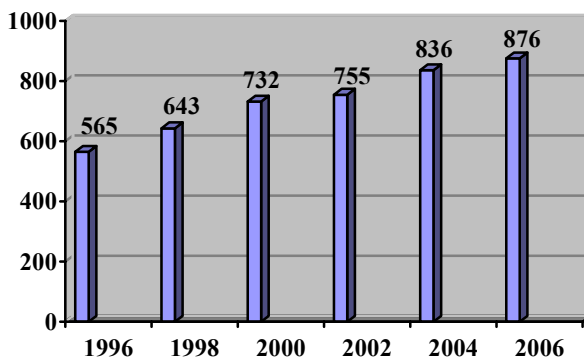


- The percentage of emergency medicine physicians age 55 and older increased by 4.4% between 1996 and 2006.
- Similarly, the percentage of total practicing physicians age 55 and older increased by 2.7% during the same time period.

## TRENDS IN THE NUMBER AND RATE OF EMERGENCY MEDICINE PHYSICIANS

Over the last ten years, the **NUMBER** of emergency medicine physicians practicing in Georgia has steadily increased. Similarly, the **RATE** of emergency medicine physicians has shown a general increase. The rate increased between 1996 and 2000 and then declined slightly in 2002. In 2004, there was a notable increase in the rate. The rate remained the same through 2006 at 9.6 emergency medicine physicians.

**Total Number**



**Rate per 100,000 Population**

